


CREATE
your STYLE™
with CRYSTALLIZED™ – Swarovski Elements

MYSTERIOUS GLANCE AT NEW YEAR'S EVE

WELCOME THE NEW YEAR WITH AN EXPRESSION OF GLAMOUR



INSTRUCTION
GUIDE

MYSTERIOUS GLANCE NECKLACE



BEADING/GLUING/
SEWING



Components

Crystal Buttons
Art. 3002
ø 12 mm
Jet



Sew-on Stones
Art. 3265
ø 20 x 16 mm,
ø 26 x 21 mm
Jet



Beads
Art. 5020
ø 10 mm
Jet



Beads
Art. 5301
ø 4 mm
Burgundy AB
Jet AB
Purple Velvet
Emerald
Burgundy
Metallic Blue
Jet Nut
Jet Hematite

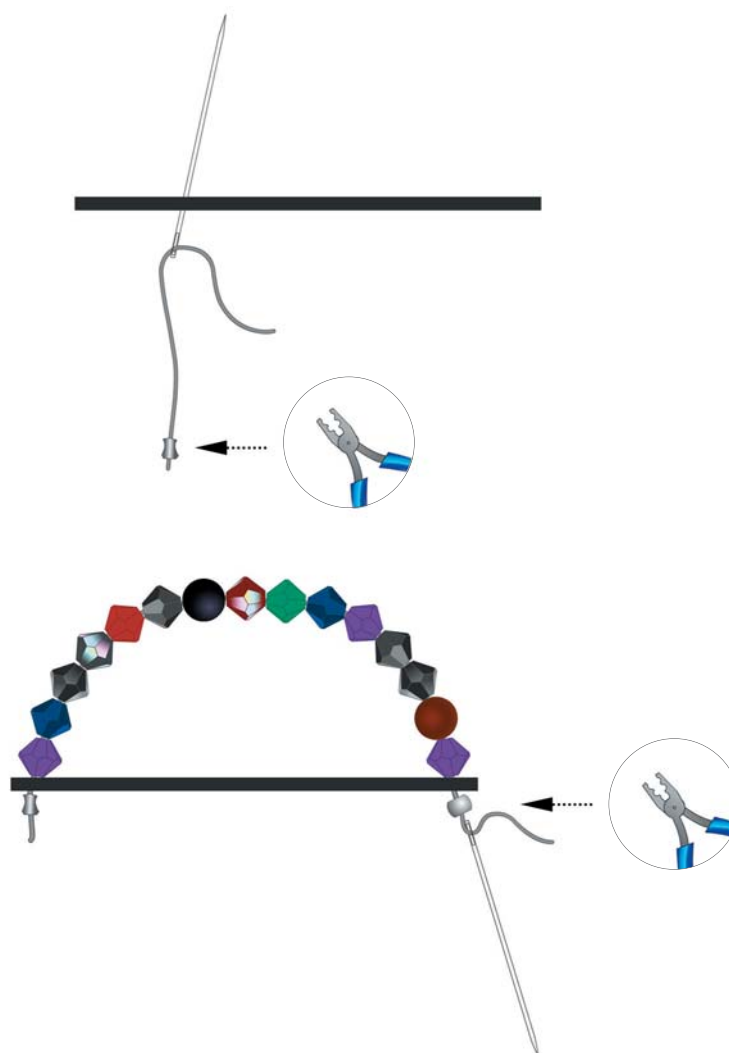


Pearls
Art. 5810
ø 4 mm
Maroon
Mystic Black



Beading instruction MYSTERIOUS GLANCE NECKLACE

STEP 1



Material

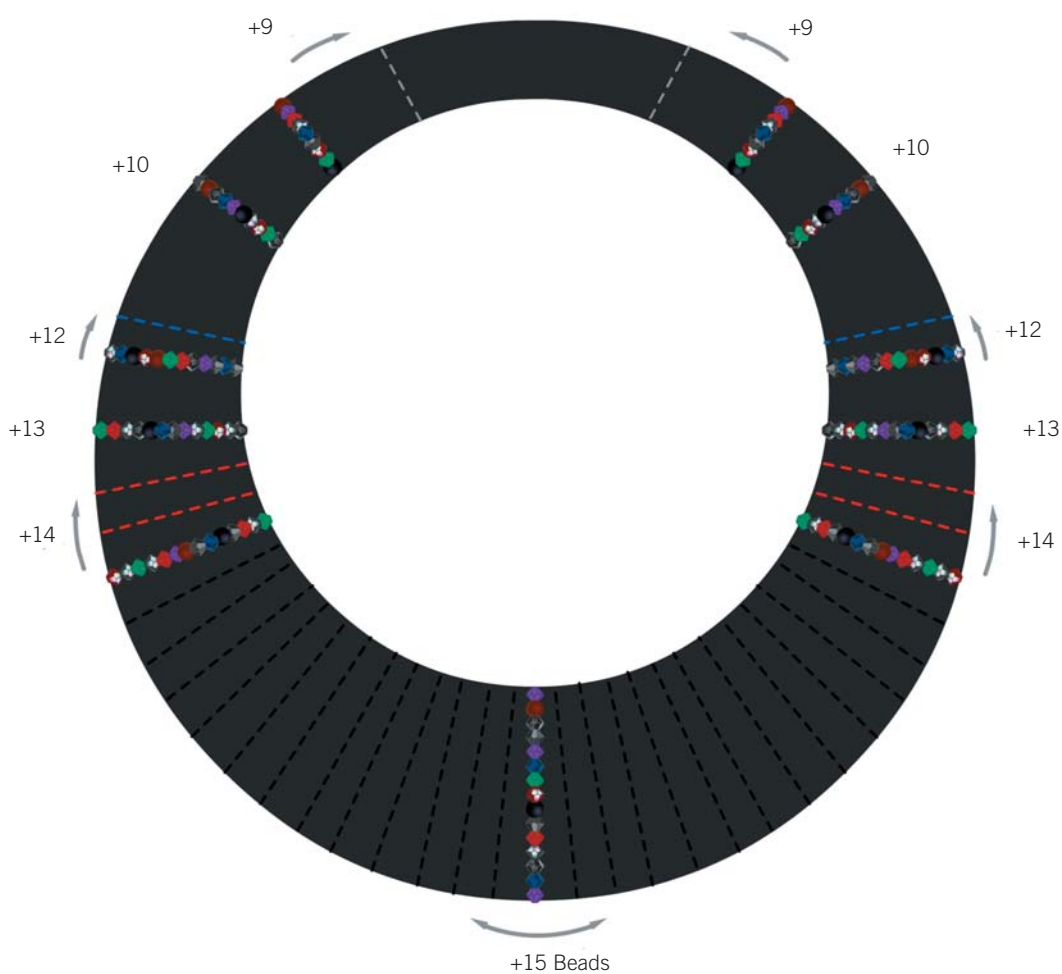
Leather, Alcantara
Cardboard
Nylon Thread, ø 5 mm
Textile Glue
Crochet Yarn Black
Crimp Beads

MYSTERIOUS GLANCE NECKLACE



Beading instruction MYSTERIOUS GLANCE NECKLACE (continuation)

STEP 2



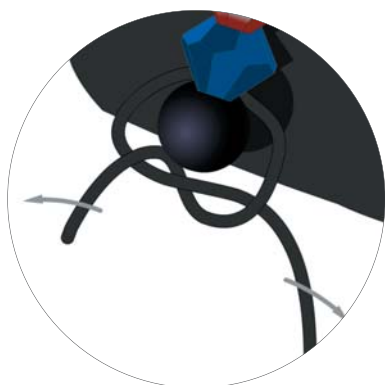
MYSTERIOUS GLANCE NECKLACE



Beading instruction MYSTERIOUS GLANCE NECKLACE (continuation)



STEP 3



STEP 4

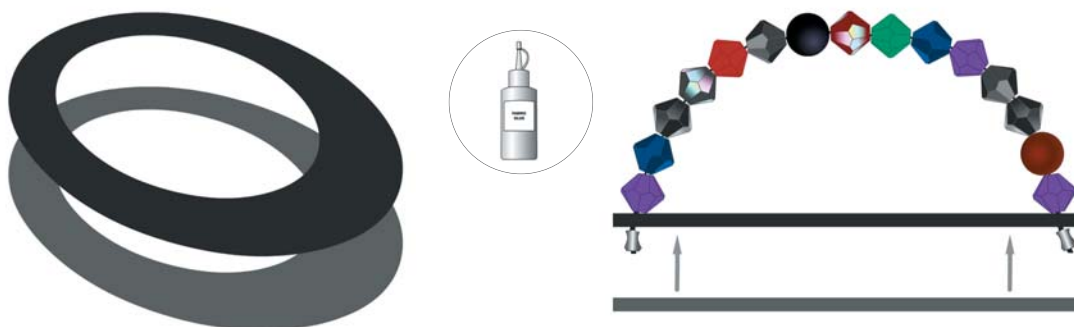


MYSTERIOUS GLANCE NECKLACE

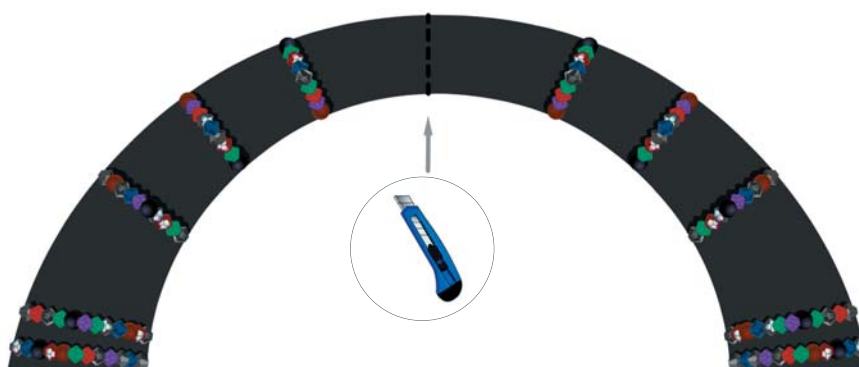


Beading instruction MYSTERIOUS GLANCE NECKLACE (continuation)

STEP 5



STEP 6



STEP 7

