

HOW TO TOP OFF YOUR LOOK?

A Fresh Companion Is a Stylish Essential

CRYSTALLIZED™ – Swarovski Elements

| Article | Product Group | Article No. |
|---|----------------|-------------|
|  | Fancy Stones | 4737 |
|  | Beads | 5000 |
|  | Crystal Pearls | 5810 |


Instruction enclosed




SUBTLE CRYSTAL SENSUALITY

You are looking for a piece that adheres to all your spring looks? This almost classical collier of effortless chic is made to grace any casual as well as business wear with a touch of sensuality. Cosmic Triangles by CRYSTALLIZED™ – Swarovski Elements

are knotted to a simply stringed pearl chain of harmonious mauve and pale pink. Pearl bundles accentuated by a coral red centre add a vivid contrast.



COSMIC TRIANGLE NECKLACE



CRYSTALLIZED™ – Swarovski Elements

| Article | Product Group | Article No. | Amount | Size | Color | Color Code |
|---------|---------------|-------------|--------|-------|---------------------------|------------|
| | Beads | 4737 | 5 | 20 mm | Crystal Vitrail Light | 001 VL |
| | Beads | 5000 | 5 | 6 mm | Dark Red Coral | 396 |
| | Pearls | 5810 | 226 | 3 mm | Crystal Mauve Pearl | 001 160 |
| | Pearls | 5810 | 226 | 3 mm | Crystal Powder Rose Pearl | 001 352 |

Supplies & Tools

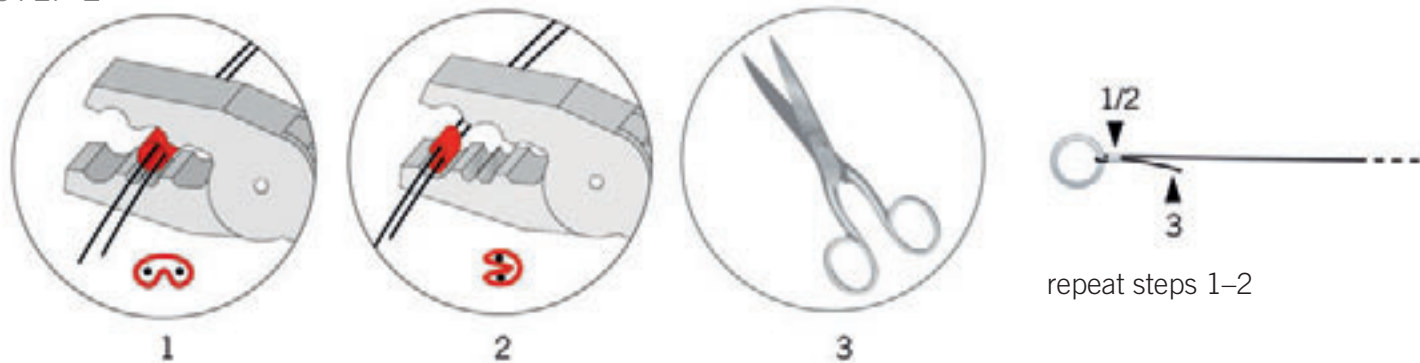
Supplies
 split rings (2), 7 mm, silver colored
 nylon thread \varnothing 0.3, 100 cm, transparent
 nylon thread \varnothing 0.15, 30 cm, transparent
 lobster clasp (1), Art. 101256000000H,
 rhodium
 crimp beads (4)

Tools
 crimping pliers, beading needle,
 adhesive tape, scissors

STEP 1




STEP 2

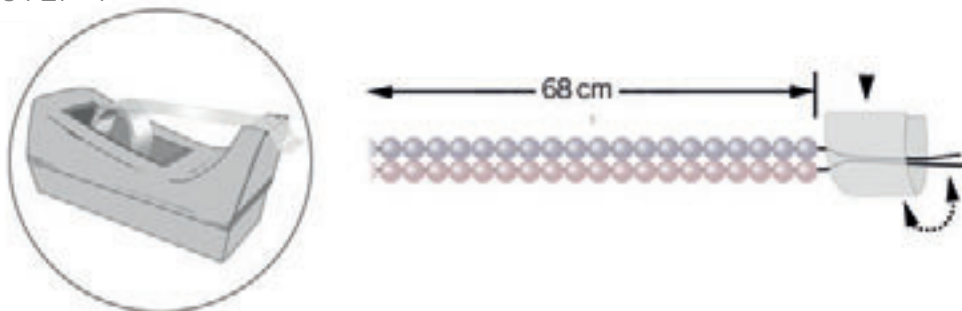


repeat steps 1–2

STEP 3



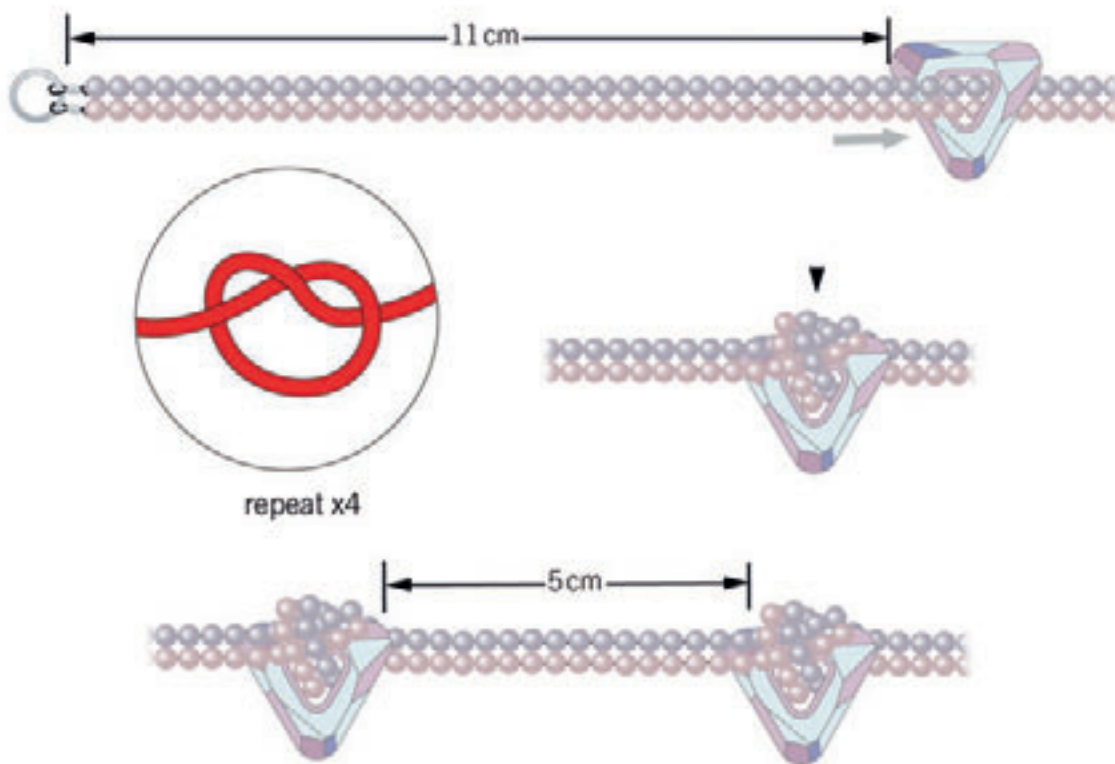
STEP 4



COSMIC TRIANGLE NECKLACE

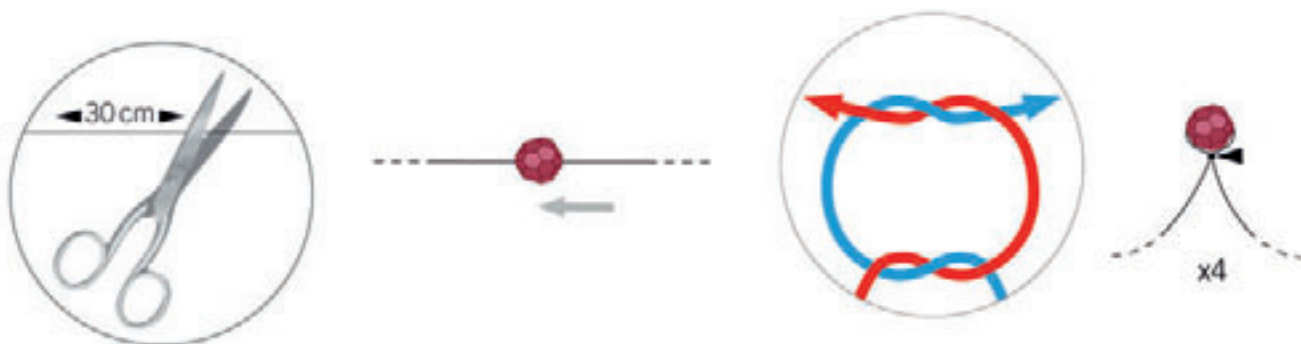


STEP 5

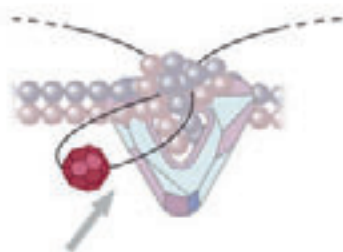


STEP 6

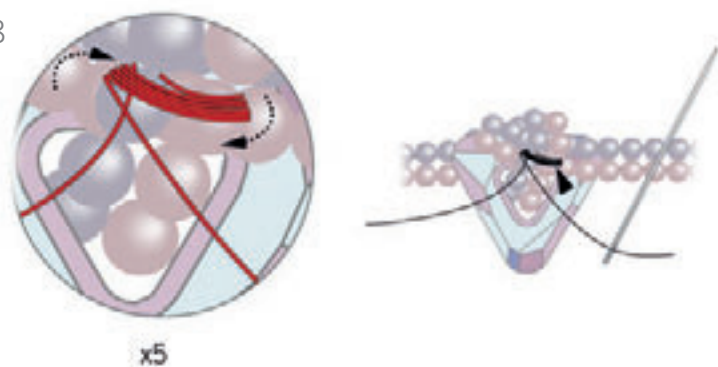
0.15 mm



STEP 7



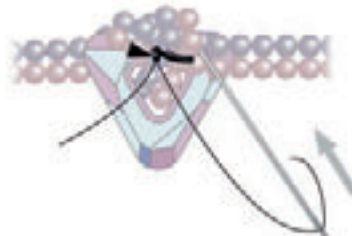
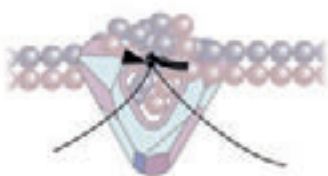
STEP 8



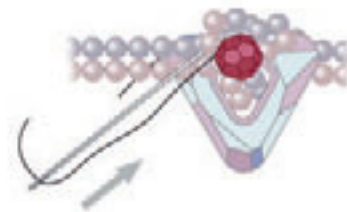
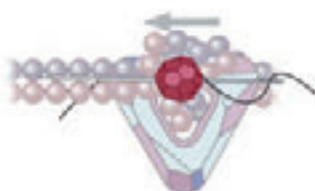
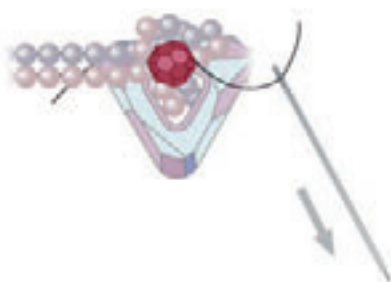
COSMIC TRIANGLE NECKLACE



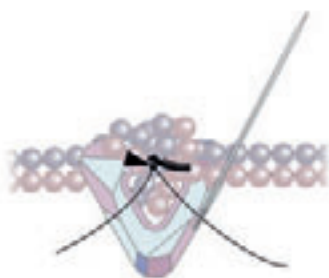
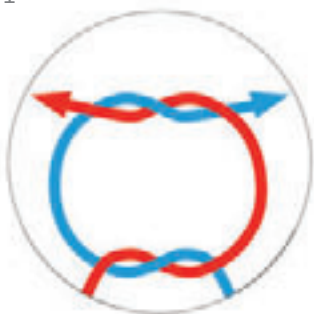
STEP 9



STEP 10

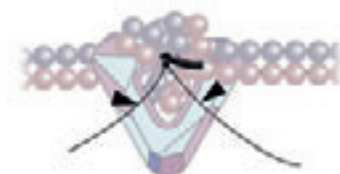


STEP 11



repeat steps 10-11 x2

STEP 12




repeat steps 7-12 x4

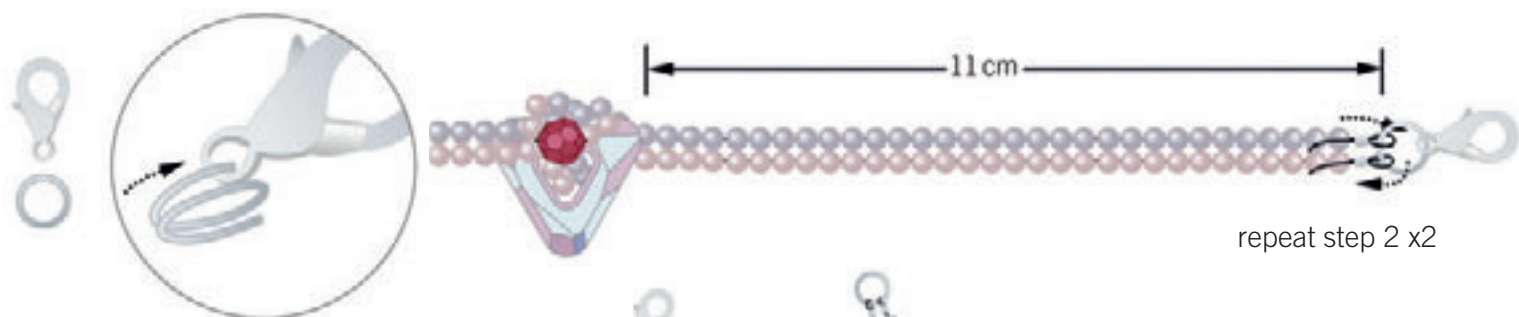
COSMIC TRIANGLE NECKLACE



STEP 13



STEP 14



1:2